

Software Quality Engineering:

Testing, Quality Assurance, and Quantifiable Improvement

Jeff Tian, tian@engr.smu.edu
www.engr.smu.edu/~tian/SQEbook

Chapter 10. Coverage and Usage Testing Based on FSMs and Markov Chains

- Finite-State Machines (FSMs)
- FSM-Based Testing
- Markov Chains as Enhanced FSMs
- Unified Markov Models for Testing

Alternative Testing Models

- Motivation: Why FSMs?
 - ▷ Complicated operations involve many steps/stages in the end-to-end chain
 - ▷ Not modeled in checklists/partitions.
 - ▷ Ability to use existing models and structural information
 - ▷ Ability to use localized knowledge
 - ▷ Local information easy to gather

- FSM: Basic ideas
 - ▷ State: operations/functions.
 - ▷ Transition: link in a chain.
 - ▷ Input/output associated with transition.
 - ▷ Complete operation: chain.

FSMs as Graphs

- FSMs often represented by graphs.
- State/node and properties:
 - ▷ Represents status/processing/component
 - ▷ Identification and labeling
 - ▷ Other properties: node weights
- Links and link properties:
 - ▷ Represent state transitions.
 - ▷ Labeling: Often by the nodes they link.
 - ▷ Other properties: link weights
 - associated input and output.
 - ▷ Directed (e.g., A-B link \neq B-A link).

Types of FSMs

- Types of FSMs:
 - ▷ Classification by input/output.
 - ▷ Classification by state.
 - ▷ Other classifications possible.

- FSM types by input/output representation:
 - ▷ Mealy model: both input and output associated with transitions
 - ▷ Moore model: output represented as separate states.
 - ▷ Mealy model used in this book.

Types of FSMs

- Classification by state representation.
 - ▷ Type I. state = status, with most of the processing and I/O at transition.
 - ▷ Type II. transition = I/O free link, with most of the processing and I/O at state.
 - ▷ We use both, and mixed type too.

- Type I & II as Mealy models:
 - ▷ Type I: classical Mealy model.
 - ▷ Type II: modified Mealy model, I/O not explicitly represented in FSMs.
 - ▷ Mixed type: used for convenience if not leading to confusion.

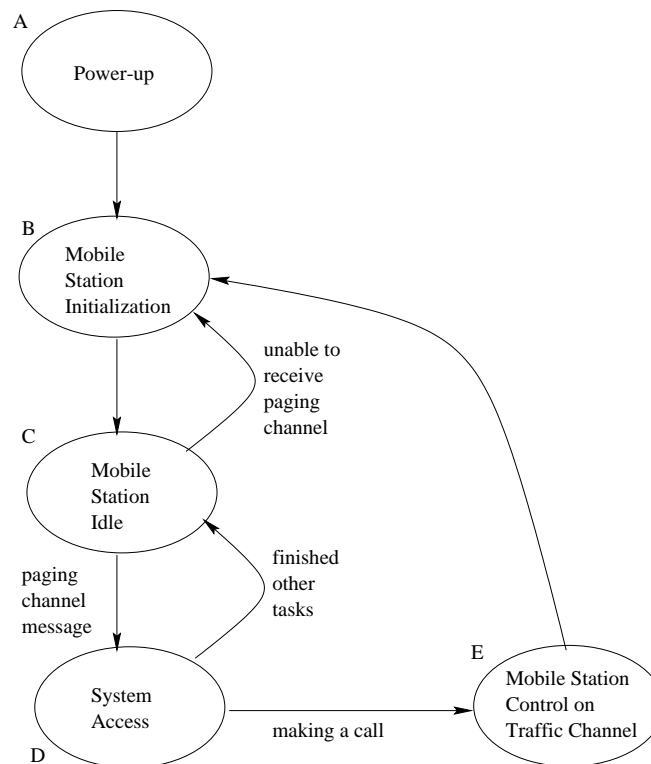
Types of FSMs

- Type I example: classical Mealy model.
 - also web testing example in Section 10.3.
- States:
 - ▷ “initial” state: when program starts,
 - ▷ “final” state: where program terminates,
 - ▷ other states (and transitions below).
- State transitions accompanied by some processing and associated I/O:
 - ▷ performing user-oriented functions
 - ▷ execution some statements
 - ▷ I/O associated with above (or empty)

Types of FSMs

- Type II example: control flow graph (CFG) or flow chart in Chapter 11.
- Mixed type for convenience:
 - ▷ Hard to restrict to one type
⇒ use mixed type.
 - ▷ Ensure no confusion.
 - ▷ Key: significant difference among states so that state transitions are meaningful.

Types of FSMs



- Mixed type example: Fig 10.1 (p.151)
 - ▷ states with processing: A, B, D, E
 - ▷ state w/o processing: C (status)
 - ▷ transitions: implicit or no output
 - explicit input: C-D, C-B, D-C, D-E.
 - implicit/no input: A-B, B-C, E-B.

FSM Representation

- FSM as a table/matrix
- Cell (x, y): I/O associated with transition from state x to state y.
 - “na”: transition not allowed.
- Table 10.1 (p.152) for FSM in Fig 10.1.

	A	B	C	D	E
A	na	-/-	na	na	na
B	na	na	-/-	na	na
C	na	NoC/-	na	msg/-	na
D	na	na	done/-	na	call/-
E	na	-/-	na	na	na

FSM/Graph Representation

- Types of graphs:
 - ▷ Directed graph: FSM etc.
 - ▷ Undirected graph: neighbor-relation, etc.
 - ▷ Connectivity vs. disconnected graphs.

- Graph representation:
 - ▷ Graphical: good for human processing (mostly in the book)
 - ▷ Tables/matrices: machine processing
 - ▷ Lists: compact sets of items like {C, B, “unable to receive paging channel”, -}
 - ▷ Conversion: easy, but need to know how.

Basic FSM Testing

- Typical problems:
 - ▷ Missing, extra, or incorrect states.
 - ▷ Missing, extra, or incorrect transitions.
 - ▷ Input problems: treat as related state or transition problems.
 - ▷ Output problems: as oracle problems.

- Basic approach:
 - ▷ Missing/extra states/transitions dealt with at FSM construction stage.
 - ▷ Basic coverage: Node and link coverage via state traversal based on graph theory and algorithms.
 - ▷ Assuming correct functioning of individual state ensured by lower level testing.

Basic FSM Testing

- Checking for missing/extra states/links during model construction.
- Model construction steps:
 - ▷ Identify info. sources and collect data.
 - ▷ Construct initial FSM.
 - ▷ Model refinement and validation.
- Identify information sources and collect data.
 - ▷ external functional behavior (black-box):
 - specification, usage scenarios, etc.
 - ▷ internal program execution (white-box):
 - design, code, execution trace, etc.
 - ▷ also existing test cases, documents, etc.
 - ▷ key: linking individual pieces together.

Basic FSM Testing

- Construct initial FSM.
 - ▷ state identification and enumeration
(states $\uparrow\uparrow \Rightarrow$ nested/hierarchical FSMs)
 - ▷ transition/link identification
 - ▷ identify I/O relations (as test oracles)
 - ▷ key sub-step: link identification

- Link identification and problem detection:
 - ▷ identify all possible input for each state,
 - ▷ input values may be partitioned (Ch. 9)
 - ▷ each partitioned subset/subdomain associated with a state transition
 - ▷ undefined transition for some input
 \Rightarrow missing state or extra link identified.
 - ▷ extra state or missing link identified by the collective states and transitions
(or by connectivity algorithm later)

Basic FSM Testing

- Model refinement and validation.
 - ▷ Refinement with additional states/links.
 - ▷ State explosion concerns
 - at most “dozens” of states in FSMs
 - ▷ Proper granularity needed
 - ⇒ use of nested/hierarchical FSMs

- Applicability:
 - ▷ Suitable for menu driven software.
 - ▷ Systems with clearly identified states/stages.
 - ▷ Interactive mode (many I/O pairs).
 - ▷ Control systems, OOS, etc.

- Key limitation: state explosion!
 - ⇒ nested FSMs, or Markov chains (later)

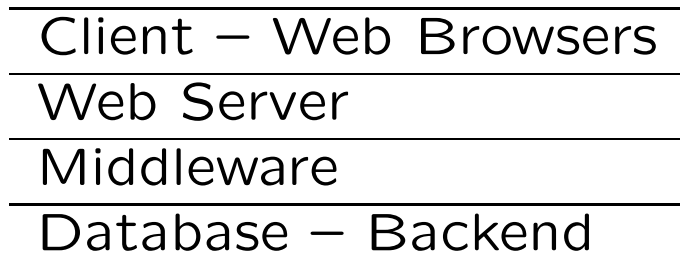
Basic FSM Testing

- Node/link coverage via state traversal
 - ▷ Based on graph theory/algorithms.
 - ▷ States directly covered.
 - ▷ Link coverage: starting from state in combination with input domain testing ideas (Ch.8&9).

- Implementation issues:
 - ▷ Sensitization: easy, with specific input.
 - ▷ State cover: series of links with input.
 - ▷ Capability to “save” state information:
 - help with link coverage from the state,
 - state traversal w/o much repeating.
 - ▷ Oracle: output with link
(and destination state too!)

Case Study: FSMs for Web Testing

- Web applications vs. menu-driven systems:
 - ▷ Many similarity but significant differences.
 - ▷ Computation vs. information/document.
 - ▷ Separate vs. merged navigations.
 - ▷ Entry/exit/control difference.
 - ▷ Differences in population size/diversity.
 - ▷ Layers in web applications.
- Web layers: Fig. 10.2 (p.158)



Case Study: FSMs for Web Testing

- Web problems: What to test:
 - ▷ Reliability: failure-free content delivery.
 - ▷ Failure sources identified accordingly:
 - host or network failures
 - browser failures
 - source or content failures
 - user problems
 - ▷ Focus on source/content failures

- Web source/content components:
 - ▷ HTML and other documents
 - ▷ Programs (Java/JavaScript/ActiveX/etc.)
 - ▷ Data forms and backend databases
 - ▷ Multi-media components

FSMs for Web Testing

- Testing of individual components:
 \approx traditional testing (mostly coverage).

- Testing of overall operation:
 - ▷ FSMs for navigation/usage
 - ▷ States = pages
 - ▷ Transitions = embedded links
 (direct URLs not by content providers)
 - ▷ I/O: clicks & info. loading/displaying.

- Difficulty: size!
 \Rightarrow extending FSMs for selective testing.

Markov Usage Model: Overview

- Markov-chain OP models
 - ▷ State transitions and probability
 - ▷ Markov property
 - ▷ Attractive in interactive systems, GUI, and many state-transition types
 - ▷ Structural and conceptual integrity

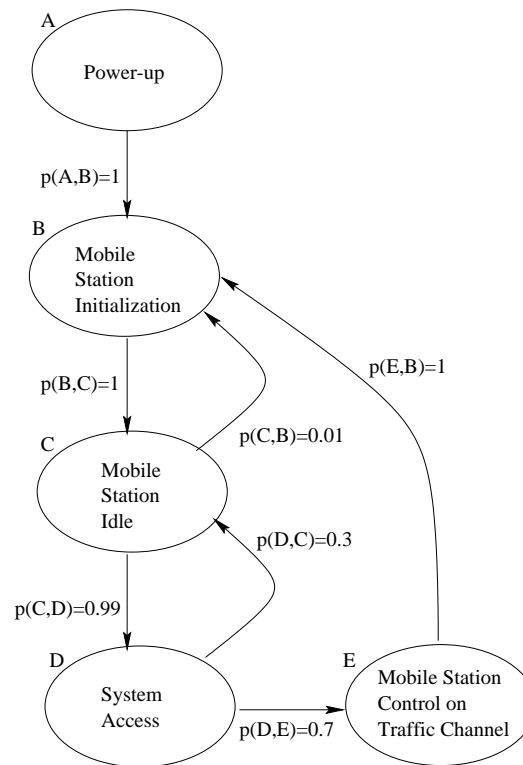
- Comparison with Musa OP:
 - ▷ Similar to FSM vs list/partitions.
 - ▷ Musa OP as collapsed Markov chains.
 - ▷ Coverage: harder to achieve.

Markov Usage Model

- Applications:
 - ▷ Similar to flat OP (Musa),
but captures more detailed information
 - ▷ Models functional *structure and usage*
 - ▷ Test case generation more complex
 - ▷ Result: both analytical and observational

- Background and Linkage:
 - ▷ Augmented FSMs.
 - ▷ Cleanroom background:
testing technique and tools
 - ▷ (Whittaker and Thomason, 1994)
 - TSE 20(10):812-824 (10/94)
 - ▷ UMM and web testing at SMU

Markov OP



- Example Markov chains: Fig 10.3 (p.162)
- FSMs with probabilistic state transition p_{ij} , probability from state i to state j
 $0 \leq p_{ij} \leq 1$, and $\sum_j p_{ij} = 1$.

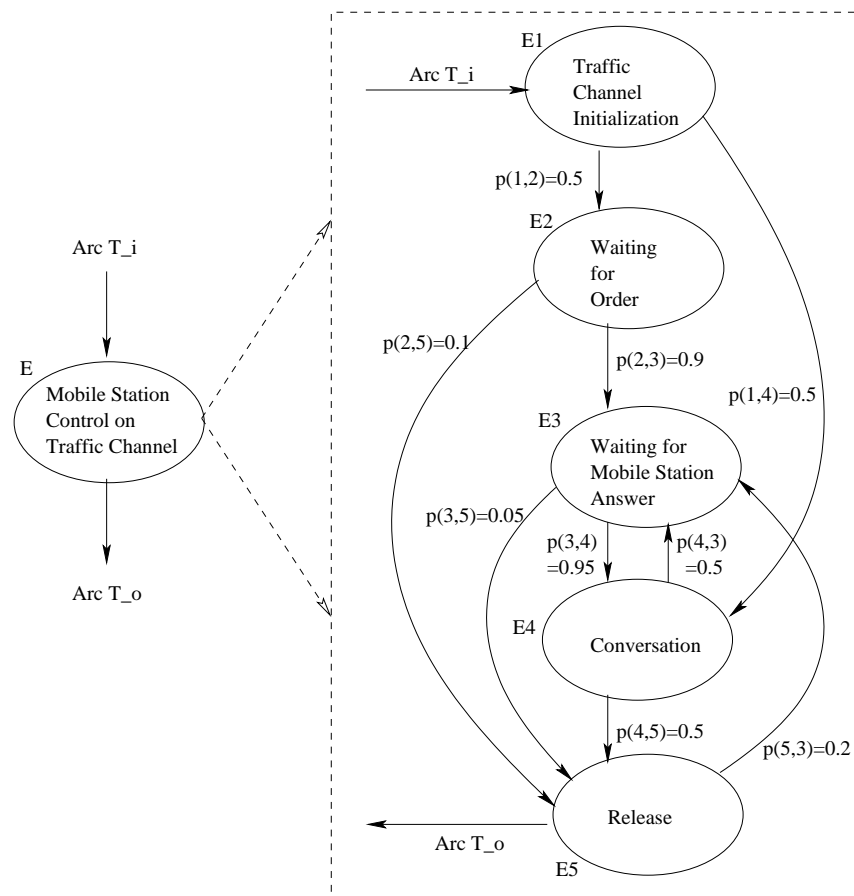
Markov OP and UMMs

- Memoryless or Markovian property:

$$\begin{aligned} P\{X_{n+1} = j | X_n = i, X_{n-1} = s_{n-1}, \dots, X_0 = s_0\} \\ = P\{X_{n+1} = j | X_n = i\} \\ = p_{ij}. \end{aligned}$$

- Markov chain: p_{ij} history independent
 - ▷ most well-studied stochastic process
 - ▷ rich analytical/theoretical results
 - ▷ many applications
- UMM: Unified Markov Models
 - ▷ Hierarchical modeling idea.
 - ▷ Markov chains at different-levels.
 - ▷ More flexibility for statistical testing.

UMM Example



- Example UMM:

- ▷ Fig 10.3 (p.162): top-level Markov OP
- ▷ expand state E into Fig 10.4 (p.163) above

Markov/UMM Construction: Steps

- Structure of Markov chain:
 - ▷ State machines:
 - e.g., IS-95 call processing \Rightarrow Fig 10.3
 - ▷ Flow diagram/function description.
 - ▷ At proper granularity
 - ▷ Same as FSM construction earlier

- Transition probabilities:
 - ▷ Various way to obtain
 - measurement/survey/expert-opinion
 - Musa procedures (Ch.8) usable?
 - ▷ May use structural/domain knowledge

- UMM hierarchy determination/adjustment along the way.

Markov/UMM Construction

- Other sources of information:
 - ▷ Sources for FSMs, with emphasis on external/black-box information
 - ▷ Existing flow charts/testing model
 - ▷ Performance models
(especially for real time systems)
 - ▷ Analytical (e.g. queuing) models
 - ▷ Market/requirement analyses
 - ▷ Similar/earlier products
 - ▷ Industry standards/external surveys
- Use of the above information sources
 - ▷ for FSMs and transition probabilities
 - ▷ existing hierarchies \Rightarrow UMM hierarchies?

Markov/UMM Analysis

- Analysis of the chain/model:
 - ▷ Static/stationary properties
 - ▷ Transient properties
 - ▷ Analysis difficulties if size↑ or non-stationary process.
 - ▷ Alternative: simulation & measurement.

- Testing result analysis:
 - ▷ Testing using Markov OP
 - ▷ Collect failure data
 - ▷ Fit to reliability models
 - ⇒ direct reliability assessment.

Markov/UMM: Testcase Generation

- Basic approaches:
 - ▷ Markov chain \Rightarrow test cases
 - ▷ Static: off-line, traditional
 - need more analysis support
 - ▷ Dynamic: on-line, dynamic decisions
 - need more run-time support

- Whittaker/Thomason:
 - ▷ Basic testing chain from Markov chain
 - ▷ Incorporating failure data
 - ▷ Results and result analysis:
 - testing vs. usage comparison
 - mean-steps-between-failures

Markov/UMM: Testcase Generation

- Avritzer/Weyuker (TSE 21, 9/95):
 - ▷ Both coverage & usage,
 - ▷ Off-line test case generation
 - ▷ Path probability and coverage:
 - overall testing, similar to Musa OP.
 - ▷ Node probability and coverage:
 - critical component testing
 - ▷ Call-pair probability and coverage:
 - transition/interface testing

- Hierarchical testing with UMMs
 - ▷ High level coverage
 - ▷ Low level selective/statistical testing
 - ▷ Dynamic expansion

UMM in Web Testing

- Web testing factors:
 - ▷ Existing: coverage-based testing
 - ▷ Web size, complexity, user focus
 - ▷ Dynamic nature
 - ▷ Focus on source failures
 - ▷ Statistical web testing
 - modeling, testing, result analysis
- Measurement and analysis support:
 - ▷ Model construction: access-log
 - ▷ Analysis: error-/access-logs
 - ▷ Some existing analyzers

Statistical Web Testing

- High level testing: UMMs
 - ▷ Overall structure and linkage
 - ▷ Usage and criticality information
 - ▷ Guide/drive low level testing
 - ▷ Performance and reliability analyses

- Low level testing:
 - ▷ HTML checkers
 - ▷ Other existing tools
 - ▷ Future: formal spec. checker

UMMs: Web Usage Modeling

```
129.119.4.17 - - [16/Aug/1999:00:00:11 -0500]
"GET /img/XredSeal.gif HTTP/1.1" 301 328
"http://www.seas.smu.edu/" "Mozilla/4.0 (compat-
ible; MSIE 4.01; Windows NT)"
```

....

```
129.119.4.17 - - [16/Aug/1999:00:00:11
-0500] "GET /img/ecom.gif HTTP/1.1" 304 -
"http://www.seas.smu.edu/" "Mozilla/4.0 (compat-
ible; MSIE 4.01; Windows NT)".
```

- Example access log: Fig 10.5 (p.168)
- Web usage modeling based on information extracted from web access logs.

UMMs: Web Usage Modeling

- Access log analysis:
 - ▷ Access frequency from different users
 - ▷ Timing analysis of accesses
 - ▷ Network traffic and performance

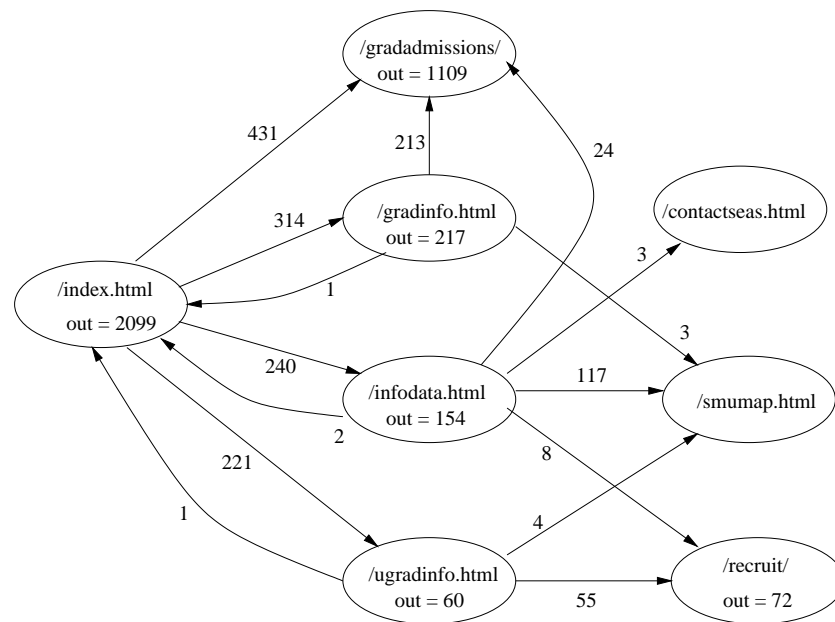
- For usage-based web testing?
 - ▷ usage patterns and frequencies
 - ▷ usage model: UMMs
 - ▷ using existing tool, e.g., FastStats, for summary statistics etc.
 - ▷ new utility programs for other purposes
 - ▷ missing information: need extra effort and ways to collect additional data.

UMMs: Web Usage Modeling

Entry Page	Occurrences
/index.html	18646
/ce/index.html	2778
/co/cams/index.html	2568
/ce/smu/index.html	2327
/netech/index.html	2139
/disted/phd/index.html	1036
/co/cams/clemscam.html	963
/disted/index.html	878
/cse/index.html	813

- Entry pages: Table 10.2 (p.170)
- Skewed distribution \Rightarrow single top model
- Exit pages: implicit.

UMMs: Web Usage Modeling



- Top level model: Fig 10.6 (p.170)
 - ▷ Node and link information:
#s not probabilities due to omission.
 - ▷ Selection of top-hit pages.
 - ▷ Grouping of low-hit pages.
 - ▷ Lower level models connected to this.

UMMs vs. Musa

- Flat (Musa) vs. Markovian OPs
 - ▷ Granularity and sequencing differences
 - ▷ Use in test case generation
 - Musa: direct test cases
 - Markov: tool to generate test cases
 - ▷ Use in reliability analysis
 - overall (both) vs. localized (Markov)
- Common issues:
 - ▷ Musa's 5 steps applicable to both
 - ▷ Focus on customer and reliability
 - ▷ Information collection
- Integrating Markov and Musa OPs
(and traditional testing): Chapter 12.

Choice: Musa vs Markov/UMM

- External (primary) factors to consider:
 - ▷ Product size
 - ▷ Product/usage structure
 - ▷ Link/sequence of operations
 - ▷ Granularity of info. available

- Internal (secondary) factors to consider:
 - ▷ Ability to handle complexity
 - ▷ Desired level of detail
 - ▷ Tool support

- Key: What does the user see?
(unit of operation or in a lump?)

Conversion: Musa \Leftrightarrow Markov

- Is conversion meaningful?
- Musa to Markovian:
 - ▷ enough info?
 - ▷ additional information gathering
 - ▷ additional analysis/construction
- Markovian to Musa:
 - ▷ prob(path) from prob(links)
 - ▷ loops \Rightarrow prob. threshold
 - ▷ mostly related to test case generation

Summary and Comparison

- FSMs and Markov-OPs/UMMs:
 - ▷ More complex operations/interactions
 - ▷ More complex models too!
 - ▷ Need algorithm and tool support for analysis and testing.
 - ▷ Difficulties with FSMs: state explosion
⇒ UBST with Markov-OPs/UMMs

- FSM testing focus on traversal of individual states and links ⇒ extend FSMs to test problems involving more states/links:
 - ▷ specialized FSM to test execution paths
 - ▷ test related data dependencies?
 - ▷ CFT and DFT techniques (Ch.11)